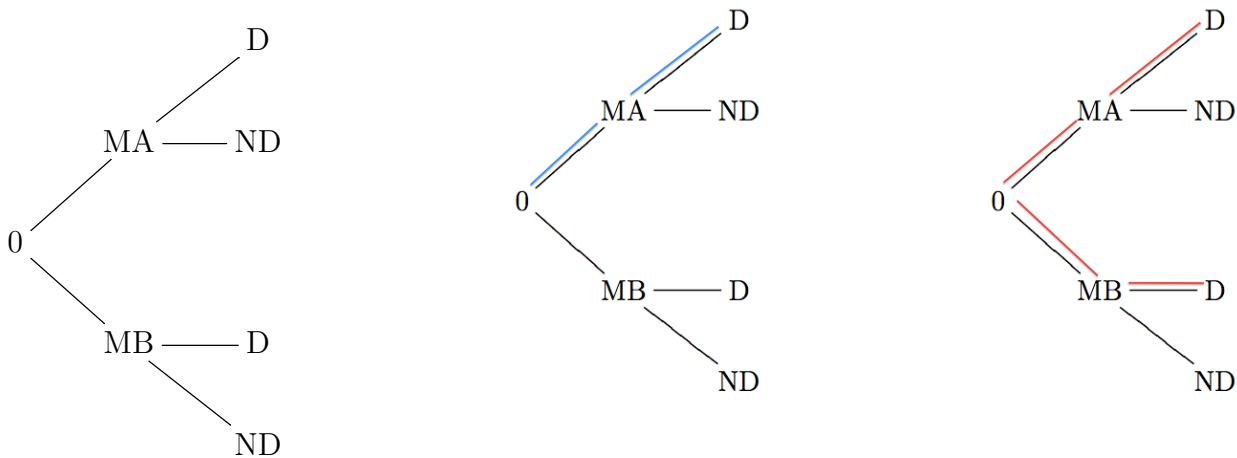


## Section 7.6: Bayes' Theorem

In this section, we look at how we can use information about conditional probabilities to calculate the reverse conditional probabilities such as in the example below. We already know how to solve these problems with tree diagrams. Bayes' theorem just states the associated algebraic formula.

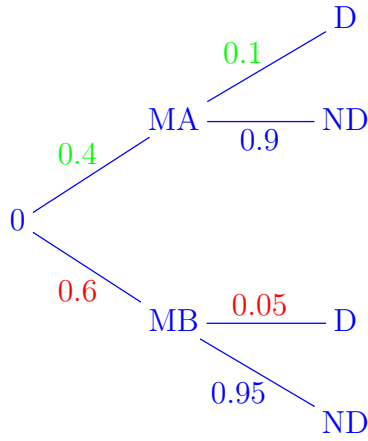
**Example** Suppose that a factory has two machines, Machine A and Machine B, both producing iPhone touch screens. Forty percent of their touch screens come from Machine A and 60% of their touch screens come from Machine B. Ten percent of the touch screens produced by Machine A are defective and five percent of the touch screens from Machine B are defective. If I randomly choose a touch screen from those produced by both machines and find that it is defective, what is the probability that it came from machine A?

We can draw a tree diagram representing the information we are given. If we choose a touch screen at random from those produced in the factory, we let MA be the event that it came from Machine A and let MB be the event that it came from Machine B. We let D denote the event that the touch screen is defective and let ND denote the event that it is not defective. Fill in the appropriate probabilities on the tree diagram on the left below.



We can now calculate  $P(MA|D) = \frac{P(MA \cap D)}{P(D)} = \frac{P(MA \cap D)}{P(D|MA) \cdot P(MA) + P(D|MB) \cdot P(MB)}$ .

Note the event  $D$  is shown in red above and the event  $MA \cap D$  is shown in blue.

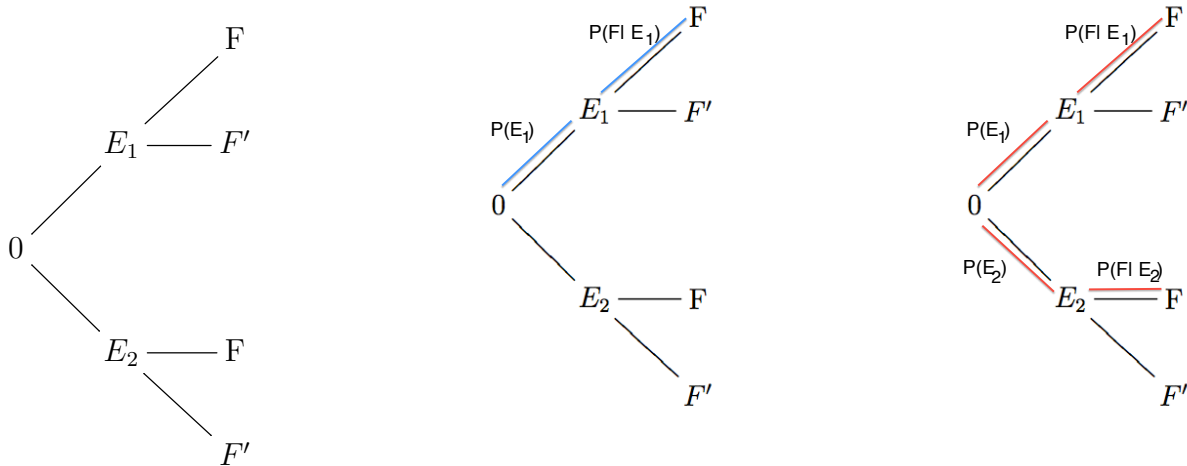


$$P(MA|D) = \frac{P(MA \cap D)}{P(D)} = \frac{P(MA \cap D)}{P(D|MA) \cdot P(MA) + P(D|MB) \cdot P(MB)} = \frac{0.4 \cdot 0.1}{0.4 \cdot 0.1 + 0.6 \cdot 0.05} = \frac{0.04}{0.04 + 0.03} = \frac{0.04}{0.07} = \frac{4}{7}$$

**Bayes' Theorem** Let  $E_1$  and  $E_2$  be mutually exclusive events ( $E_1 \cap E_2 = \emptyset$ ) whose union is the sample space, i.e.  $E_1 \cup E_2 = S$ . Let  $F$  be an event in  $S$  for which  $P(F) \neq 0$ . Then

$$P(E_1|F) = \frac{P(E_1 \cap F)}{P(F)} = \frac{P(E_1 \cap F)}{P(E_1 \cap F) + P(E_2 \cap F)} = \frac{P(E_1)P(F|E_1)}{P(E_1)P(F|E_1) + P(E_2)P(F|E_2)}$$

Note that if we cross-classify outcomes in the sample space according to whether they belong to  $E_1$  or  $E_2$  and whether they belong to  $F$  or  $F'$ , we get a tree diagram as above from which we can calculate the probabilities.



### Predictive value of diagnostic test

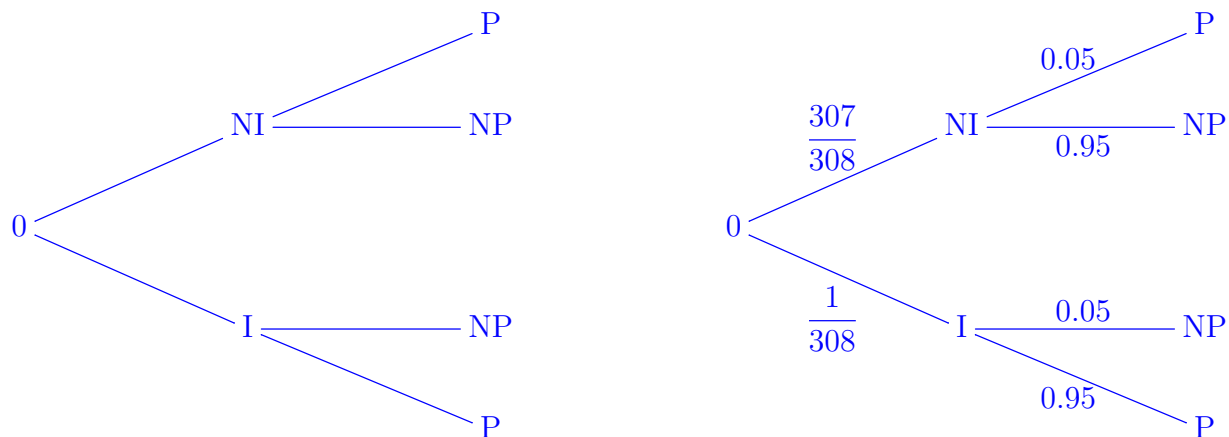
The above analysis allows us to gain insight a commonly misunderstood point about the accuracy of tests for diseases and drugs. The predictive value of a diagnostic test does not depend entirely on the sensitivity of the test. It also depend on the prevalence of the disease. Many people when asked the following question “If a swimmer fails a drug test that is known to be 95 percent accurate(whether they have drugs in their system or not), how likely is it that he/she is really guilty?” will answer 95 percent, but of course you know that you need more information in order to answer the question. Check out the following article on the subject:

[Doctors flunk quiz on screening-test math](#)

**Example** Suppose, for example a test for the HIV virus is 95% accurate. The test gives a positive result for 95% of those taking the test who are HIV positive. Also the test gives a negative result for 95% of those taking the test who are not HIV positive.

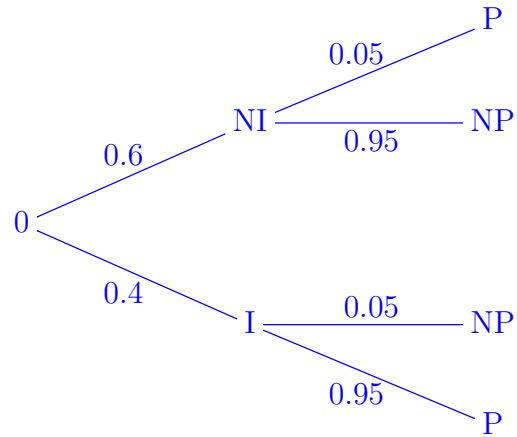
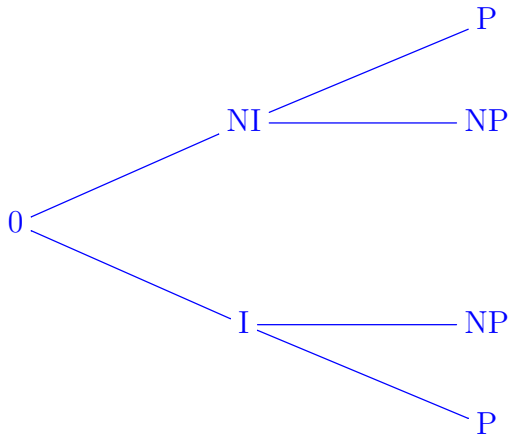
(a) According to a recent estimate, approximately one million people in the U.S. are HIV positive. The population of the U.S. is approximately 308 million. Suppose a random U.S. resident takes the aids test and tests positive, what is the probability that the person is infected given that they have tested positive, That is what is  $P(I|P)$ ?

(We let  $P$  denote the event that a person chosen at random from the population tests positive, we let  $I$  denote the event that a person chosen at random is infected.)



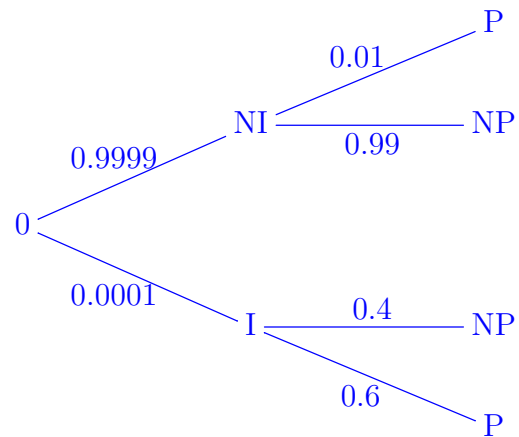
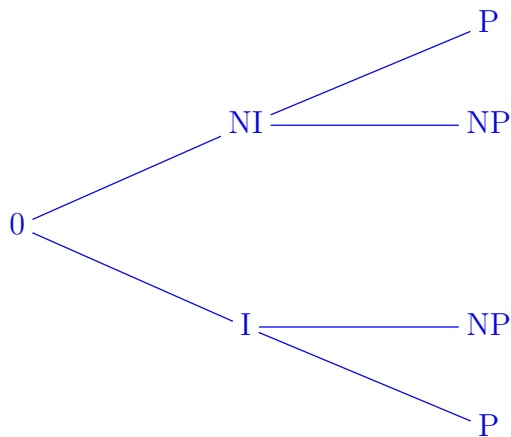
$$P(I|P) \approx \frac{\frac{1}{308} \cdot 0.95}{\frac{307}{308} \cdot 0.05 + \frac{1}{308} \cdot 0.95} = \frac{0.00308441558442}{0.04983766233766 + 0.00308441558442} = \frac{0.00308441558442}{0.05292207792208} \approx 0.0583 = 5.83\%$$

(b) In country  $X$ , forty percent of the residents are HIV positive. Suppose a random resident of Country  $X$  takes the aids test and tests positive, what is the probability that the person is infected given that they have tested positive, That is what is  $P(I|P)$ ?



$$P(I|P) = \frac{0.4 \cdot 0.95}{0.6 \cdot 0.05 + 0.4 \cdot 0.95} = \frac{0.03}{0.03 + 0.38} = \frac{0.03}{0.41} \approx 0.9268 \approx 93\%$$

**Example** A test for Lyme disease is 60% accurate when a person has the disease and 99% accurate when a person does not have the disease. In Country Y, 0.01% of the population have Lyme disease. What is the probability that a person chosen randomly from the population who tests positive for the disease actually has the disease?



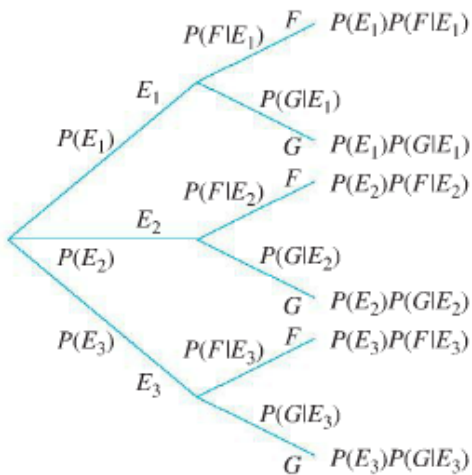
$$P(I|P) = \frac{0.0001 \cdot 0.06}{0.9999 \cdot 0.01 + 0.0001 \cdot 0.06} = \frac{0.00006}{0.00006 + 0.009999} = \frac{0.00006}{0.010059} \approx 0.00596$$

**General Bayes' Theorem** Let  $E_1, E_2, \dots, E_n$  be (pairwise) mutually exclusive events such that  $E_1 \cup E_2 \cup \dots \cup E_n = S$ , where  $S$  denotes the sample space. Let  $F$  be an event such that  $P(F) \neq 0$ , Then

$$P(E_1|F) = \frac{P(E_1 \cap F)}{P(F)} = \frac{P(E_1 \cap F)}{P(E_1 \cap F) + P(E_2 \cap F) + \dots + P(E_n \cap F)}$$

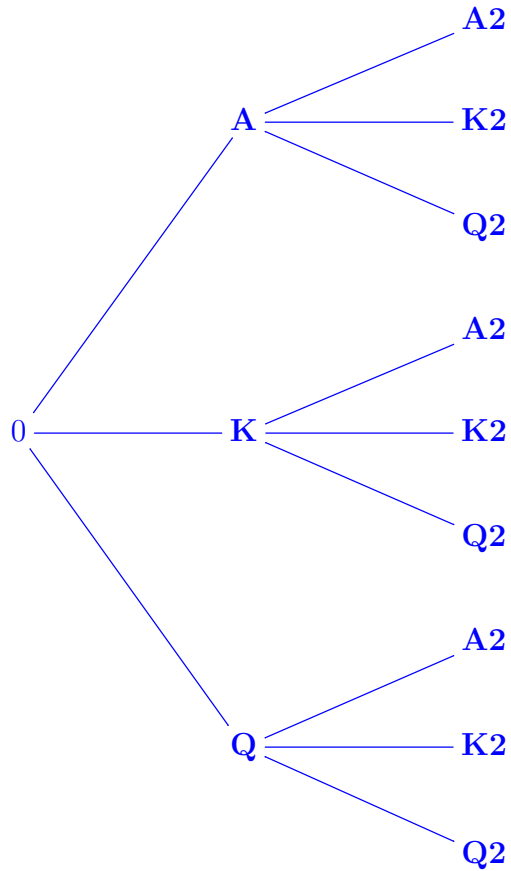
$$= \frac{P(E_1)P(F|E_1)}{P(E_1)P(F|E_1) + P(E_2)P(F|E_2) + \dots + P(E_n)P(F|E_n)}$$

One can see this when  $n = 3$  using the tree diagram below:

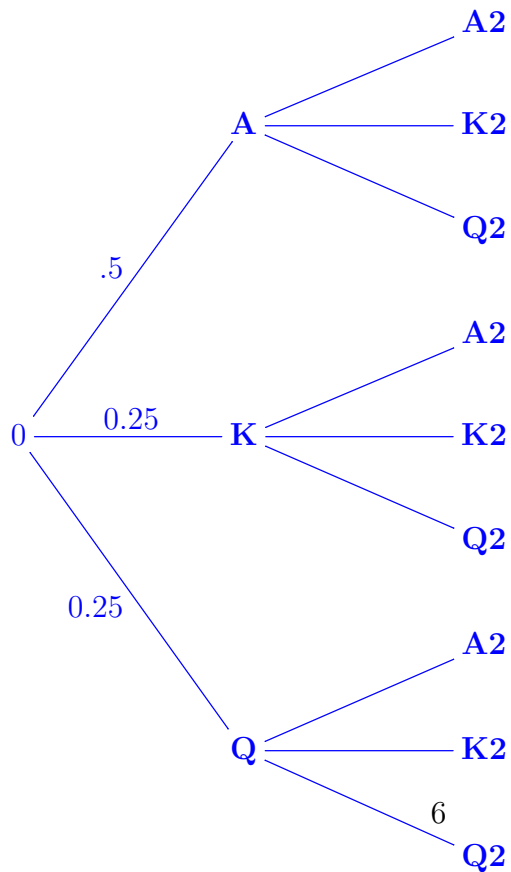


**Example** A pile of playing cards has 4 aces, 2 kings and 2 queens. A second pile of playing cards has 1 ace, 4 kings and 3 queens. You conduct an experiment in which you randomly choose a card from the first pile and place it on the second pile. The second pile is then shuffled and you randomly choose a card from the second pile. If the card drawn from the second deck was an ace, what is the probability that the first card was also an ace?

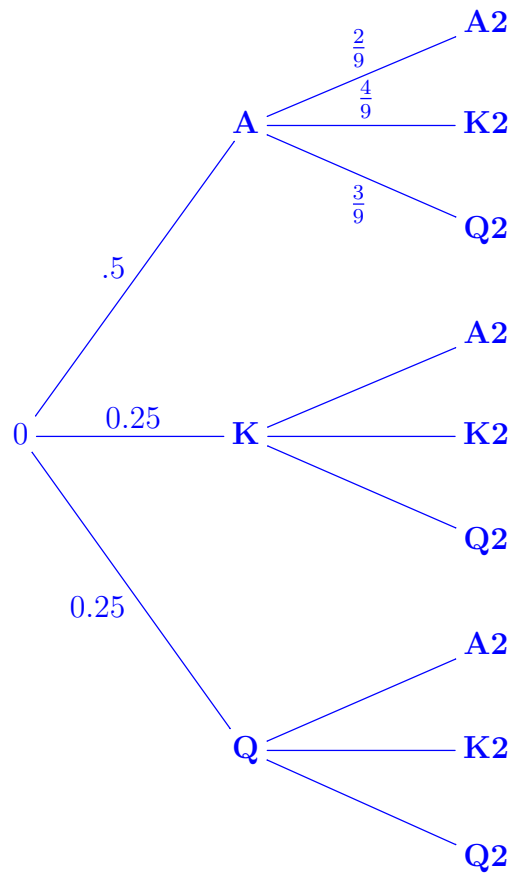
Let **A** be the event that you draw an ace, **K** the event that you draw a king and **Q** be the event that you draw a queen.



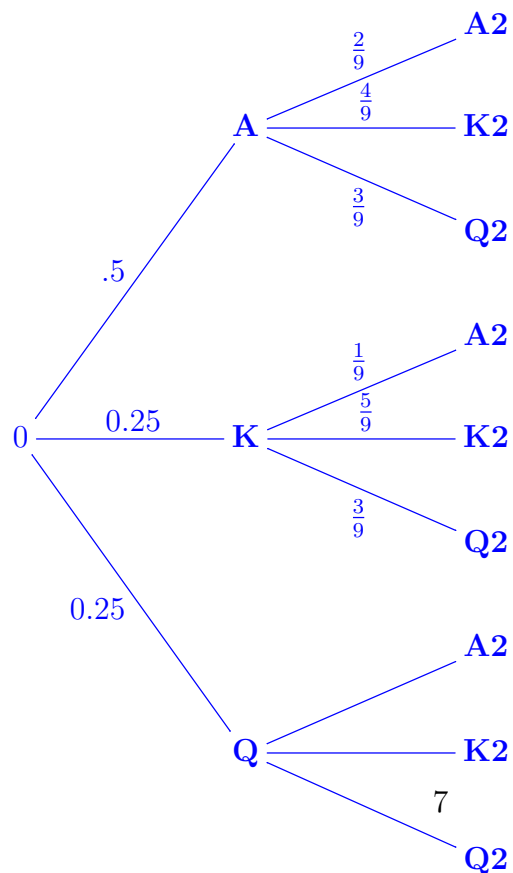
In the first round there are  $4 + 2 + 2 = 8$  cards so the probabilities in the first round are



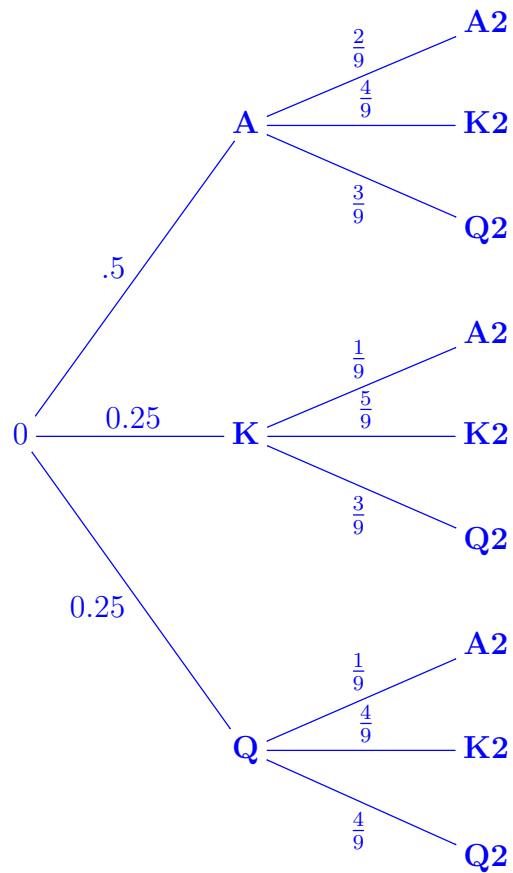
In the second round there are  $1+4+3+1 = 9$  cards and the probabilities are different at the various nodes. If you draw an ace in round 1 the cards are 2 aces, 4 kings and 3 queens so we get



If you draw a king in round 1 the cards are 1 ace, 5 kings and 3 queens so we get



If you draw a queen in round 1 the cards are 1 ace, 4 kings and 4 queens so we get



The question asks for

$$P(A|A_2) = \frac{P(A \cap A_2)}{P(A_2)} = \frac{\frac{1}{2} \cdot \frac{2}{9}}{\frac{1}{2} \cdot \frac{2}{9} + \frac{1}{4} \cdot \frac{1}{9} + \frac{1}{4} \cdot \frac{1}{9}} = \frac{\frac{4}{36}}{\frac{4}{36} + \frac{1}{36} + \frac{1}{36}} = \frac{4}{6} = \frac{2}{3}.$$